




PLANETARY SURFACE FINISHING MACHINES





- Finish straight or bent work pieces
- Up to $\varnothing 8.00''$ models available
- Dry, Wet, & Mirror versions available
- Two Independent Motors (except LPC 90)
- Simultaneous Head & Belt Rotation for optimal coverage of round tubes
- Lockable head for finishing square and flat profiles



LPC Series Capacities (Straight and Bent Parts)				
Model	Min. OD	Max. OD	Min. Inside Bend Radius at 180°	Belt Size (LxW)
LPC 90	0.20"	1.0"	1.8"	10¼" x ½"
LPC 160	0.20"	2.0"	3.1"	24½" x 1⅛"
LPC 300	0.20"	4.5"	5.9"	37" x 2⅜"
LPC 500	0.39"	8.0"	17.7"	59" x 3½"

Note: Technical data and machine design subject to change without notice.

LT Series Capacities (Straight Parts Only)			
Model	Min. OD	Max. OD	Belt Size (LxW)
LT 130	0.39"	5.1"	78¾" x 4¾"
LT 200	0.39"	8.0"	59" x 3½"



J&S Machine, Inc.

W6009 490th Avenue
 Ph: 715-273-3376
 E-mail: sales@jsmachine.com

Ellsworth, WI 54011
 Fax: 715-273-5241
 Web site: www.jsmachine.com




ADDITIONAL SURFACE FINISHING MACHINES



GPS Series

- **GPS Belt** - Flat belt for finishing square/rectangle tube, plates, and sheets
- **GPS Brush** - Rotating wire brush for deburring plates and sheets
- **DUO** - Combination flat belt and conventional centerless wheel. Flat belt for finishing square/rectangle tube, plates, and sheets. Wheel for finishing straight round bar and tube.



ROTOR 200

- Suitable for removing both inside and outside burrs and sharp edges.
- Multi-directional finishing capacity with rotating and revolving abrasive wire head.
- Deburr round and square tube, as well as irregularly shaped profiles.



ROTOR 200 Capacities

Square	Up to 5.83" x 5.83" (148mm)
Round	Up to $\varnothing 8.25"$ ($\varnothing 210\text{mm}$)

GPS Series Capacities

Flat Finishing	Up to 3.90" x 5.90" (H x W)
Centerless Wheel	$\varnothing 0.375"$ - $\varnothing 3.00"$

TRIS

- Centerless finishing of round tube and bar.
- Optional deburring head available for plates, sheets, and square tube.



TRIS Capacities

Centerless Wheel	$\varnothing 0.375"$ - $\varnothing 3.00"$
Deburring (optional)	Up to 5.50" wide

Note: Technical data and machine design subject to change without notice.

J&S Machine, Inc.

W6009 490th Avenue
 Ellsworth, WI 54011
 Ph: 715-273-3376
 Fax: 715-273-5241
 E-mail: sales@jsmachine.com
 Web site: www.jsmachine.com

